

# SSB SBH 300-12 (12V 300W)

## Specification

Nominal Voltage	12V
Nominal Capacity (20hr@20°C@1.70 V/C)	300W
	20 hour rate 9.0Ah
	10 hour rate 8.5Ah
Internal Resistance	Fully Charged battery 68°F(20°C) ≤18 mOhms
Self-Discharge	3% of capacity declined per month at 20°C (average)
	SSB series batteries may be stored for up to 6 months at 68°F(20°C) and then a freshening charge is required. For higher temperatures the time interval will be shorter.
Dimension	Length (mm / inch) 151 / 5.94 Width (mm / inch) 65 / 2.56 Height (mm / inch) 94 / 3.70 Total Height (mm / inch) 100 / 3.94
Approx. Weight (Kg / lbs)	2.60 / 5.73
Operating Temperature Range (temporarily – see our manual)	Discharge : -20~60°C Charge : 0~50°C Storage : -20~60°C
Max. Discharge Current 68°F(20°C)	90A(5s)
Short Circuit Current	450A
Charge Methods: Constant Voltage Charge 68°F(20°C)	Cycle use 2.30-2.35VPC Maximum charging current 0.96A Temperature compensation -3mV/°C Standby use 2.23-2.275VPC Temperature compensation -4mV/°C
Life expectancy	6~9 years at 20°C with charge voltage 2.25V/cell



## Applications

- ◆ Absorbent Glass Mat (AGM) technology for efficient gas recombination of up to 99% and freedom from electrolyte maintenance or water adding.
- ◆ Not restricted for air transport-complies with IATA/ICAO Special Provision A67.
- ◆ UL-recognized component.
- ◆ Can be mounted in any orientation.
- ◆ Computer designed lead, calcium tin alloy grid for high power density.
- ◆ Long service life, float or cyclic applications.
- ◆ Maintenance-free operation.
- ◆ Low self discharge.
- ◆ Case and cover available in both standard and flame retardant ABS.



Conform to:  
IEC60896-21&22

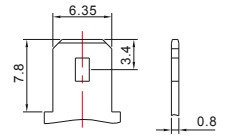
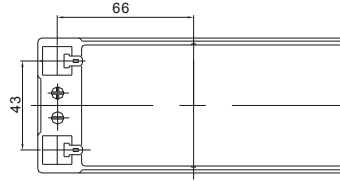
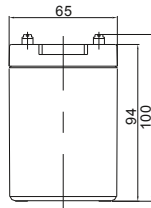
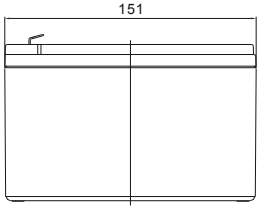
## Discharge Constant Current (Amperes at 68°F20°C)

End Point Volts/Cell	3min	5min	8min	10min	15min	20min	30min	60min	90min
1.60V	41.37	35.97	29.91	26.39	20.40	16.51	11.73	6.686	4.873
1.67V	38.28	33.29	28.05	24.76	19.33	15.40	11.18	6.372	4.639
1.70V	36.69	31.90	27.07	23.86	18.74	14.81	10.86	6.189	4.499
1.75V	34.65	30.13	25.71	22.41	17.86	14.41	10.56	6.087	4.399
1.80V	32.59	28.34	24.36	20.94	16.97	13.98	10.23	5.967	4.292
1.85V	30.41	26.45	22.91	19.42	16.00	13.49	9.854	5.824	4.163

## Discharge Constant Current (Watts at 68°F20°C)

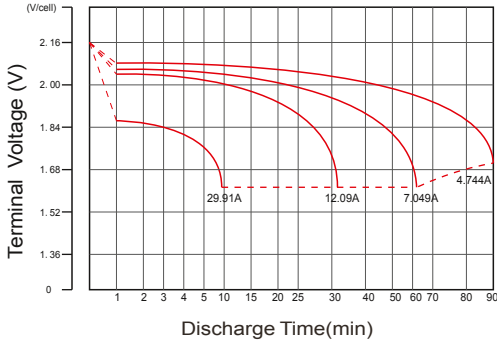
End Point Volts/Cell	3min	5min	8min	10min	15min	20min	30min	60min	90min
1.60V	74.92	65.15	54.96	48.78	37.94	30.35	21.60	12.37	9.046
1.67V	70.00	60.87	52.05	46.22	36.31	28.58	20.79	11.90	8.696
1.70V	67.89	59.03	50.83	45.07	35.61	27.82	20.44	11.69	8.534
1.75V	64.93	56.46	48.90	42.86	34.37	27.40	20.12	11.65	8.449
1.80V	61.95	53.87	46.99	40.64	33.12	26.97	19.78	11.58	8.364
1.85V	58.98	51.29	45.08	38.44	31.87	26.56	19.44	11.53	8.278

# Dimensions

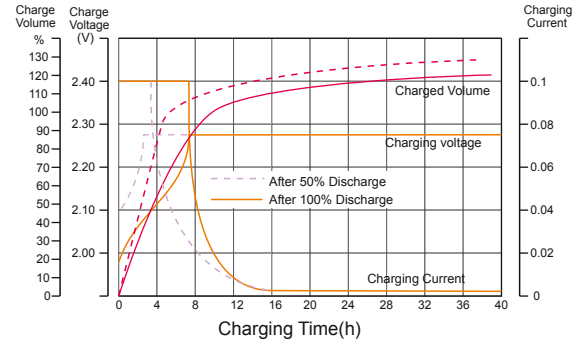


F2 Terminal

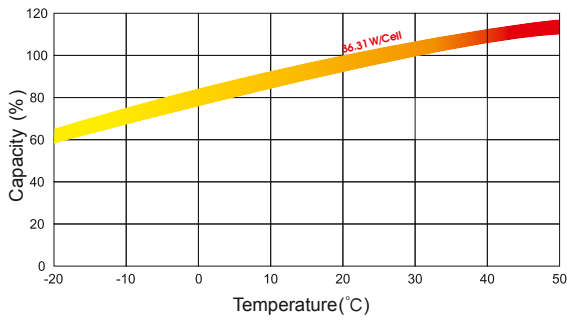
## Discharge Characteristics



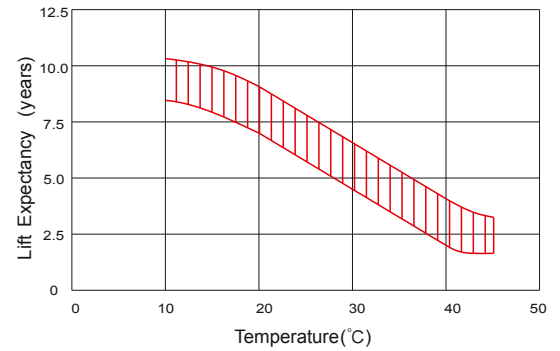
## Float Charging Characteristics



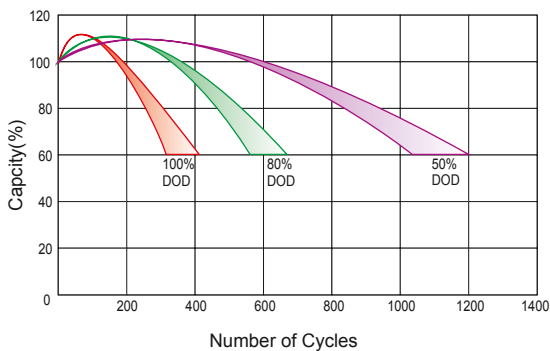
## Temperature Effects in Relation to Battery Capacity



## Effect of Temperature on Long Term Float Life



## Cycle Life in Relation to Depth of Discharge



## Self Discharge Characteristics

