

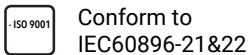
SBL55-12i (12V55Ah)



Applications

- Uninterruptable Power Supply (UPS)
- Electric Power System (EPS)
- Emergency backup power supply
- Emergency light
- Railway signal
- Alarm and security system
- Communication power supply
- DC power supply

Certificates

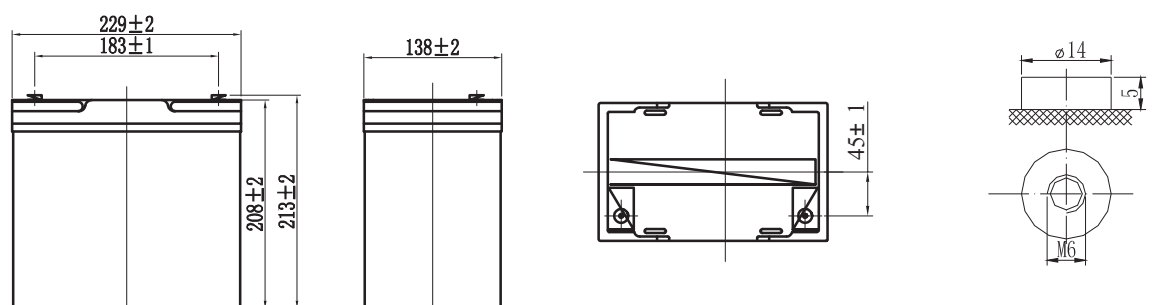


Specifications

Nominal Voltage	12V	Operating Temp. Range	Discharge: -20~50°C
Nominal Capacity	55.0Ah (C ₁₀ , 10.8V)		Charge: -10~50°C
Approx. Weight	18.0kg		Storage: -20~50°C
Terminal	M6	Cycle Use	Initial Charging Current less than 16.5A.
Container Material	ABS UL94 HB		Voltage 14.55V +1% at 20°C.
Rated Capacity (20°C)	58.2Ah/2.91A, 20hr, 10.8V		Temperature Coefficient -30mV/°C.
	55.0Ah/5.5A, 10hr, 10.8V	Standby Use	No limit on Initial Charging Current.
	52.8Ah/6.6A, 8hr, 10.5V		Voltage 13.65V +1% at 20°C.
	47.3Ah/9.46A, 5hr, 10.5V		Temperature Coefficient -20mV/°C.
	42.3Ah/14.1A, 3hr, 10.5V	Capacity affected by Temp.	40°C 103%
	36.9Ah/36.9A, 1hr, 9.6V		25°C 100%
Max. Discharge Current	550A (5s)		0°C 86%
Internal Resistance / Impedance (1kHz)	Approx. 7.2mΩ	Self Discharge	SSB batteries may be stored for up to 6 months at 20°C and then a freshening charge is required. For higher temperatures the time interval will be shorter.
Nominal Oper. Temp. R.	20±3°C	Life Expectancy	10-12 years according to EUROBAT

Dimensions

- **M6 Terminal** Unit: mm | Dimensions: 229 Length X 138 Width X 208 Height (213 Height incl. Terminal)



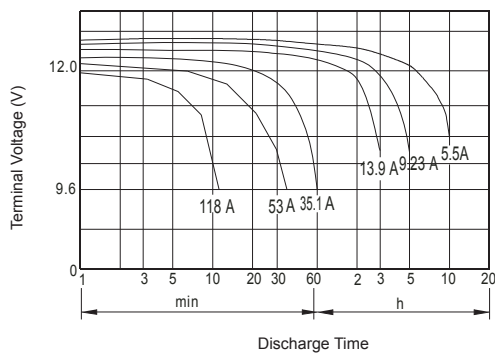
Constant Current Discharge (Amperes) at 20°C

End Point	10min	15min	30min	1h	1.5h	3h	5h	8h	10h	20h
1.60V/cell	137	103	61.9	36.9	27.5	15.2	10.1	6.9	5.76	2.98
1.65V/cell	131	99.2	60.0	35.9	26.7	14.8	9.81	9.8	5.71	2.97
1.70V/cell	125	94.2	58.1	35.0	26.1	14.5	9.64	6.7	5.66	2.96
1.75V/cell	118	89.2	56.2	34.1	25.4	14.1	9.46	6.6	5.61	2.94
1.80V/cell	109	82.7	54.2	33.3	24.8	13.8	9.29	6.48	5.50	2.91

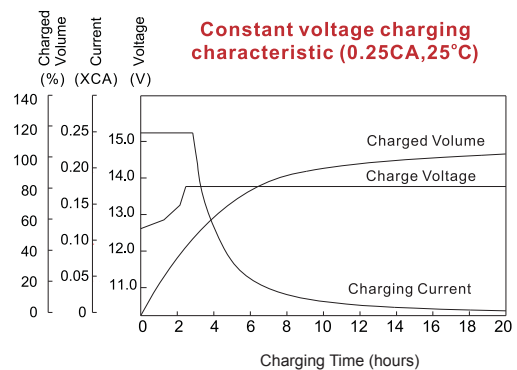
Constant Power Discharge (Watts/cell) at 20°C

End Point	10min	15min	30min	45min	1h	1.5h	2h	3h	5h	8h
1.60V/cell	262	196	117	88.7	72.3	54.7	42.9	30.3	19.5	10.35
1.65V/cell	251	188	115	87.3	70.7	53.5	42.0	29.6	19.2	10.2
1.70V/cell	239	179	113	85.6	69.1	52.3	41.2	29.0	18.7	9.93
1.75V/cell	229	172	111	83.4	67.5	51.1	40.1	28.4	18.5	9.82
1.80V/cell	218	163	110	81.5	65.7	49.7	39.1	27.4	18.4	9.77

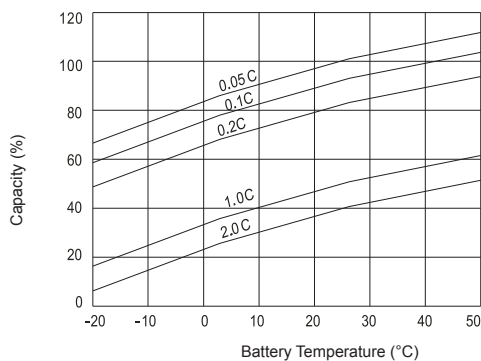
Discharge Characteristics



Float Charging Characteristics



Temperature Effects in Relation to Battery Capacity



Effect of Temperature on Long Term Float Life

