



SSB SBL 55-12i (12V 55AH)



Specification		
Nominal Voltage	12V	
Nominal Capacity (10hr / 20°C / 1.80 V/C)	55.0AH	
	10 hour rate (5.5A, 10.8V)	55.0Ah
	5 hour rate (9.23A, 10.5V)	46.15Ah
	1 hour rate (35.1A, 9.6V)	35.1Ah
Internal Resistance	Fully Charged battery 68°F(20°C) ≤7.2 mOhms	
Self-Discharge	3% of capacity declined per month at 20°C (average)	
	SSB series batteries may be stored for up to 6 months at 68°F(20°C) and then a freshening charge is required. For higher temperatures the time interval will be shorter.	
Dimension	Length (mm / inch)	229 / 9.01
	Width (mm / inch)	138 / 5.43
	Height (mm / inch)	208 / 8.18
	Total Height (mm / inch)	213 / 8.38
Approx. Weight (Kg / lbs)	18.0 / 39.7	
Operating Temperature Range (temporarily – see our manual)	Discharge : -20~50°C	
	Charge : -10~50°C	
	Storage : -20~50°C	
Max. Discharge Current 68°F(20°C)	550A(5s)	
Short Circuit Current	1400A	
Charge Methods: Constant Voltage Charge 68°F(20°C)	Cycle use	2.40-2.45VPC
	Maximum charging current	16.5A
	Temperature compensation	-30mV/°C
	Standby use	2.20-2.30VPC
Temperature compensation	-20mV/°C	
Life expectancy	10~12 years at 20°C with charge voltage 2.25V/cell	

Applications

- ◆ Absorbent Glass Mat (AGM) technology for efficient gas recombination of up to 99% and freedom from electrolyte maintenance or water adding.
- ◆ Not restricted for air transport-complies with IATA/ICAO Special Provision A67.
- ◆ UL-recognized component.
- ◆ Can be mounted in any orientation.
- ◆ Computer designed lead, calcium tin alloy grid for high power density.
- ◆ Long service life, float or cyclic applications.
- ◆ Maintenance-free operation.
- ◆ Low self discharge.
- ◆ Case and cover available in both standard and flame retardant ABS.



Conform to:
IEC60896-21&22 and/or IEC61427

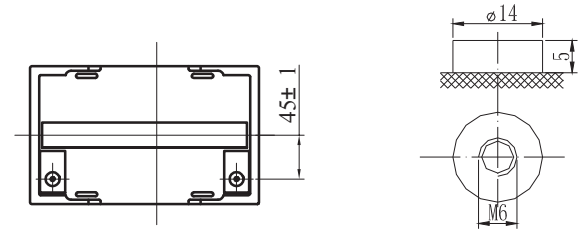
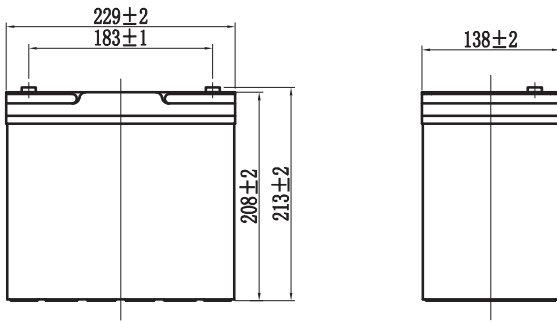
Discharge Constant Current (Amperes at 68°F20°C)

End Point Volts/Cell	10min	15min	30min	1h	3h	5h	10h	20h
1.60V	137	103	61.9	36.9	15.2	10.1	5.76	2.98
1.65V	131	99.2	60.0	35.9	14.8	9.81	5.71	2.97
1.70V	125	94.2	58.1	35.0	14.5	9.64	5.66	2.96
1.75V	118	89.2	56.2	34.1	14.1	9.46	5.61	2.94
1.80V	109	82.7	54.2	33.3	13.8	9.29	5.50	2.91

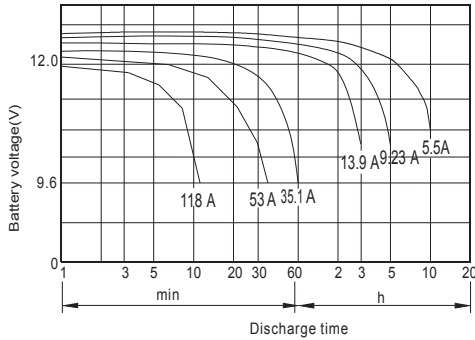
Discharge Constant Current (Watts at 68°F20°C)

End Point Volts/Cell	10min	15min	30min	45min	1h	2h	3h	5h
1.60V	262	196	117	88.7	72.3	42.9	30.3	19.5
1.65V	251	188	115	87.3	70.7	42.0	29.6	19.2
1.70V	239	179	113	85.6	69.1	41.2	29.0	18.7
1.75V	229	172	111	83.4	67.5	40.1	28.4	18.5
1.80V	218	163	110	81.5	65.7	39.1	27.4	18.4

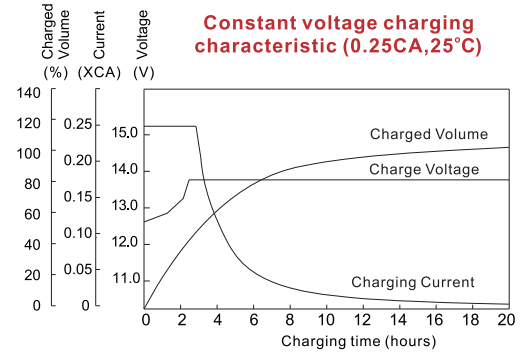
Dimensions



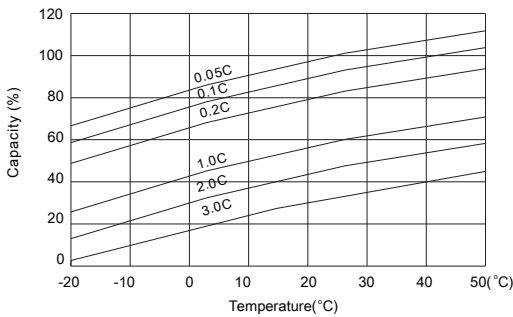
Discharge Characteristics



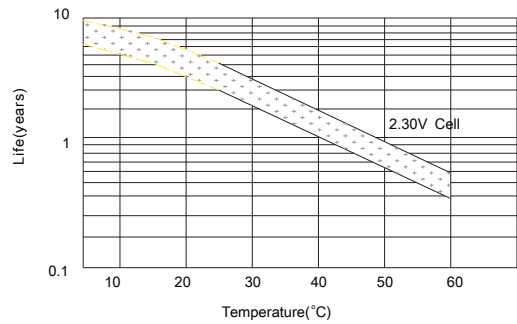
Float Charging Characteristics



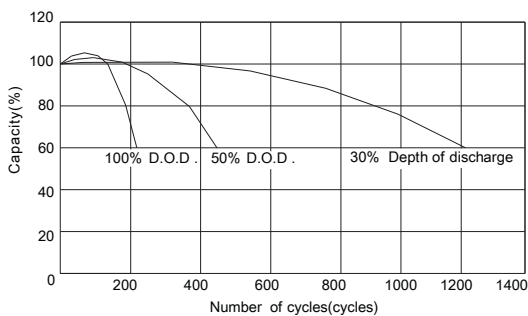
Temperature Effects in Relation to Battery Capacity



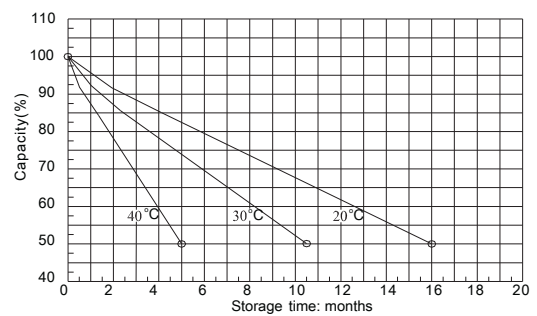
Effect of Temperature on Long Term Float Life



Cycle Life in Relation to Depth of Discharge



Self Discharge Characteristics



A No supplementary charge required
(Carry out supplementary charge before use if 100% capacity is required.)

Supplementary charge required before use. Optional charging way as below:
B 1. Charged for above 3 days at limited current 0.25CA and constant voltage 2.25V/cell.
 2. Charged for above 20 hours at limited current 0.25CA and constant voltage 2.45V/cell.
 3. Charged for 8-10 hours at limited current 0.05CA.

C Supplementary charge may often fail to recover the capacity.
 The battery should never be left standing till this is reached.