

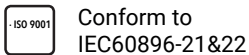


SBL18-12i (12V18Ah)

Applications

- Uninterruptable Power Supply (UPS)
- Electric Power System (EPS)
- Emergency backup power supply
- Emergency light
- Railway signal
- Alarm and security system
- Communication power supply
- DC power supply

Certificates



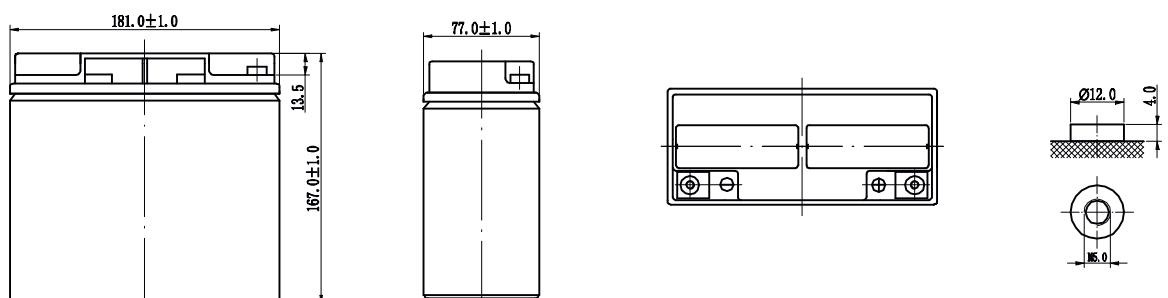
Specifications

Nominal Voltage	12V	Operating Temp. Range	Discharge: -20~50°C
Nominal Capacity	18Ah (C ₂₀ , 10.5V)		Charge: -10~50°C
Approx. Weight	5.3kg		Storage: -20~50°C
Terminal	M5	Cycle Use	Initial Charging Current less than 6.8A.
Container Material	ABS UL94 HB		Voltage 14.55V +1% at 20°C.
Rated Capacity (20°C)	18.0Ah/0.90A, 20hr, 10.5V	Standby Use	Temperature Coefficient -30mV/°C.
	17.1Ah/1.71A, 10hr, 10.5V		No limit on Initial Charging Current.
	16.96Ah/2.12A, 8hr, 10.5V		Voltage 13.65V +1% at 20°C.
	15.8Ah/3.16A, 5hr, 10.5V		Temperature Coefficient -20mV/°C.
	14.52Ah/4.84A, 3hr, 10.5V	Capacity affected by Temp.	40°C 103%
	12.1Ah/12.1A, 1hr, 9.6V		25°C 100%
Max. Discharge Current	255A (5s)		0°C 86%
Internal Resistance / Impedance (1kHz)	Approx. 16.5mΩ	Self Discharge	SSB batteries may be stored for up to 6 months at 20°C and then a freshening charge is required. For higher temperatures the time interval will be shorter.
Nominal Oper. Temp. R.	20±3°C	Life Expectancy	10-12 years according to EUROBAT

Dimensions

■ M5 Terminal

Unit: mm | Dimensions: 181 Length X 77 Width X 167 Height (167 Height incl. Terminal)



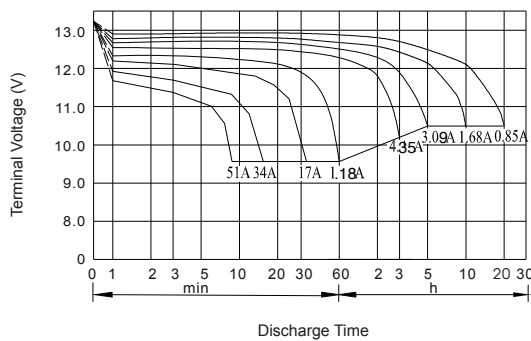
Constant Current Discharge (Amperes) at 20°C

F.V/Time	10min	15min	20min	30min	45min	1h	2h	3h	4h	5h	6h	8h	10h	20h
1.85V/cell	36.0	29.0	24.3	18.3	13.6	11.1	6.43	4.70	3.70	3.08	2.64	2.07	1.67	0.882
1.80V/cell	37.8	30.1	25.1	18.7	13.8	11.3	6.53	4.77	3.76	3.12	2.67	2.10	1.69	0.891
1.75V/cell	39.6	31.2	25.8	19.2	14.1	11.5	6.63	4.84	3.81	3.16	2.70	2.12	1.71	0.900
1.70V/cell	41.5	32.3	26.6	19.6	14.4	11.7	6.73	4.91	3.86	3.21	2.74	2.15	1.73	0.910
1.65V/cell	42.6	33.0	27.0	19.9	14.5	11.8	6.80	4.95	3.89	3.23	2.76	2.17	1.74	0.915
1.60V/cell	45.2	34.5	28.1	20.5	14.9	12.1	6.93	5.05	3.97	3.29	2.81	2.20	1.77	0.928

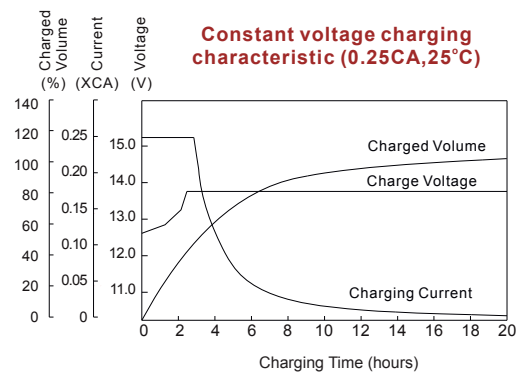
Constant Power Discharge (Watts/cell) at 20°C

F.V/Time	10min	15min	20min	30min	45min	1h	2h	3h	4h	5h	6h	8h	10h	20h
1.85V/cell	68.8	55.6	46.8	35.3	26.3	21.6	12.6	9.23	7.30	6.09	5.22	4.11	3.31	1.76
1.80V/cell	71.9	57.5	48.0	36.0	26.7	21.9	12.7	9.35	7.39	6.16	5.28	4.16	3.35	1.78
1.75V/cell	75.0	59.3	49.2	36.7	27.2	22.2	12.9	9.47	7.48	6.23	5.34	4.20	3.39	1.80
1.70V/cell	78.1	61.1	50.4	37.4	27.6	22.5	13.1	9.59	7.57	6.30	5.40	4.25	3.43	1.82
1.65V/cell	79.9	62.2	51.2	37.8	27.8	22.7	13.2	9.66	7.62	6.34	5.44	4.28	3.45	1.83
1.60V/cell	84.1	64.5	52.8	38.8	28.4	23.1	13.4	9.82	7.74	6.44	5.52	4.34	3.50	1.86

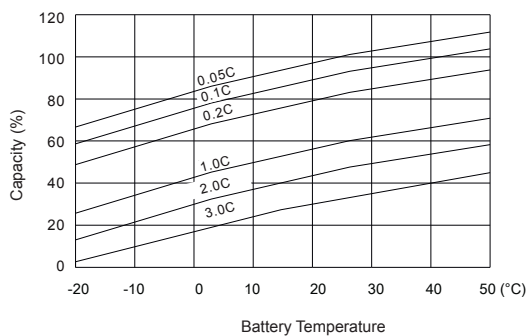
Discharge Characteristics



Float Charging Characteristics



Temperature Effects in Relation to Battery Capacity



Effect of Temperature on Long Term Float Life

