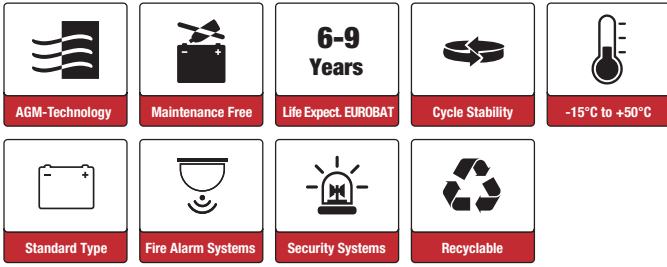



**SB7-12L
(12V7Ah)**



Applications

- Uninterruptable Power Supply (UPS)
- Electric Power System (EPS)
- Emergency backup power supply
- Emergency light
- Railway signal
- Alarm and security system
- Communication power supply
- DC power supply

Certificates



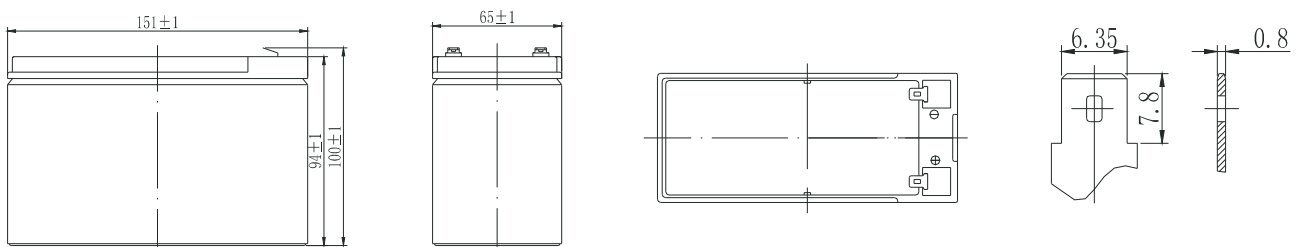
Specifications

Nominal Voltage	12V	Nominal Oper. Temp. R.	20±3°C
Nominal Capacity	7.0Ah (C ₂₀ 10.8V)	Cycle Use	Initial Charging Current less than 2.88A. Voltage 14.55V +-1% at 20°C. Temperature Coefficient -30mV/°C.
Approx. Weight	2.20kg	Standby Use	No limit on Initial Charging Current. Voltage 13.65V +-1% at 20°C. Temperature Coefficient -20mV/°C.
Terminal	T2	Capacity affected by Temp.	40°C 103% 25°C 100% 0°C 86%
Container Material	ABS UL94 HB	Self Discharge	SSB batteries may be stored for up to 6 months at 20°C and then a freshening charge is required. For higher temperatures the time interval will be shorter.
Rated Capacity (20°C)	7.0Ah, 0.35A, 20hr, 10.8V 6.7Ah, 0.67A, 10hr, 10.8V 5.6Ah/1.12A, 5hr, 10.5V 5.07Ah/1.69A, 3hr, 10.5V 4.8Ah/4.8A, 1hr, 9.6V	Life Expectancy	6-9 years according to EUROBAT
Max. Discharge Current	105A (5s)		
Internal Resistance / Impedance (1kHz)	Approx. 28mΩ		
Operating Temp. Range	Discharge: -20~50°C Charge: -10~50°C Storage: -20~50°C		

Dimensions

■ **T2 Terminal**

Unit: mm | Dimensions: 151 Length X 65 Width X 94 Height (100 Height incl. Terminal)



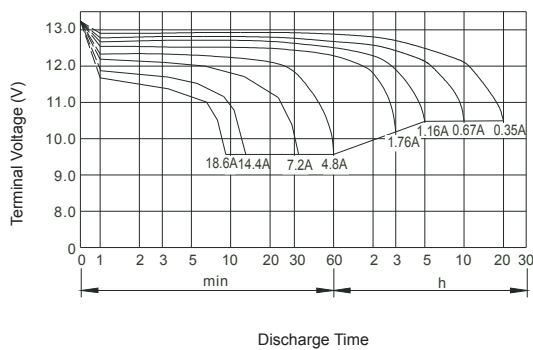
Constant Current Discharge (Amperes) at 25°C

End Point	5min	10min	15min	30min	1h	3h	5h	10h	20h
1.60V/cell	30.0	18.8	15.3	8.50	4.80	1.88	1.25	0.71	0.38
1.65V/cell	28.4	17.9	14.6	8.15	4.63	1.82	1.20	0.70	0.38
1.70V/cell	26.8	17.0	13.9	7.86	4.44	1.76	1.16	0.70	0.37
1.75V/cell	25.2	16.0	13.2	7.56	4.25	1.69	1.12	0.69	0.36
1.80V/cell	23.5	15.1	12.5	7.18	4.04	1.64	1.10	0.67	0.35

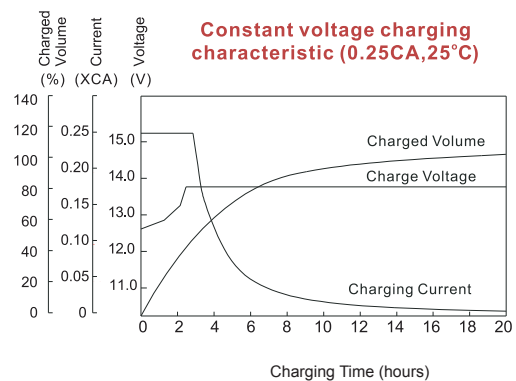
Constant Power Discharge (Watts/cell) at 25°C

End Point	5min	10min	15min	30min	45min	1h	2h	3h	5h
1.60V/cell	53.3	35.8	28.1	15.5	11.8	9.30	5.13	3.68	2.38
1.65V/cell	50.7	34.0	27.0	14.9	11.3	8.90	5.02	3.59	2.34
1.70V/cell	48.1	32.2	25.9	14.3	10.8	8.53	4.89	3.49	2.30
1.75V/cell	45.6	30.4	24.8	13.7	10.4	8.28	4.73	3.38	2.25
1.80V/cell	43.1	28.6	23.8	13.2	10.0	7.90	4.58	3.27	2.19

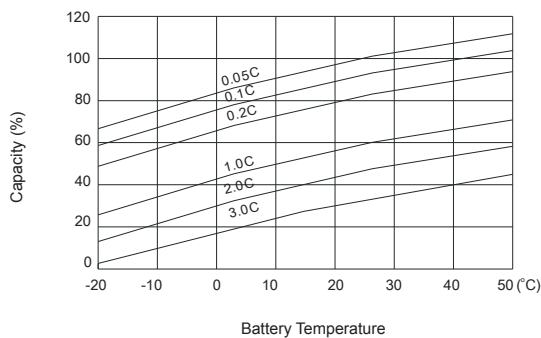
Discharge Characteristics



Float Charging Characteristics



Temperature Effects in Relation to Battery Capacity



Effect of Temperature on Long Term Float Life

